

Scaled data based on original data using  
LM-79-2019 Approved Method: Electrical and Photometric Measurements of Solid-  
State Lighting Products

Test Report Prepared for  
Cooper Lighting Solutions

Brand: STREETWORKS

Report Number: P386547

Luminaire Tested: GAW-SA2B-727-U-5NQ

Issue Date: 3/3/2020

**Test Information**

Test Method: LM-79-2019  
Report Number: P386547  
TEST IS SCALED FROM IESNA LM-79-08 TEST DATA (G2-1903-205-5)  
Test Lab: INNOVATION CENTER  
Issue Date: 3/3/2020  
Manufacturer: COOPER LIGHTING SOLUTIONS  
Product Line: STREETWORKS  
Catalog Number: GAW-SA2B-727-U-5NQ  
Description: GALLEON WALL LUMINAIRE  
(2) 70 CRI, 2700K, 800mA LIGHTSQUARES WITH 16 LEDS EACH AND TYPE V NARROW OPTICS  
Light Source: -  
Ballast/Driver: ELECTRONIC DRIVER

**Summary**

Lumens per Lamp: N/A  
Luminaire Lumens: 10288 lumens  
Efficiency: N/A  
Efficacy: 119.6 lumens/watt  
Luminous Opening: Rectangular (W 1' x L: 0.5' x H: 0')  
IES Classification: Type V - Short  
BUG Rating: B3 - U0 - G1

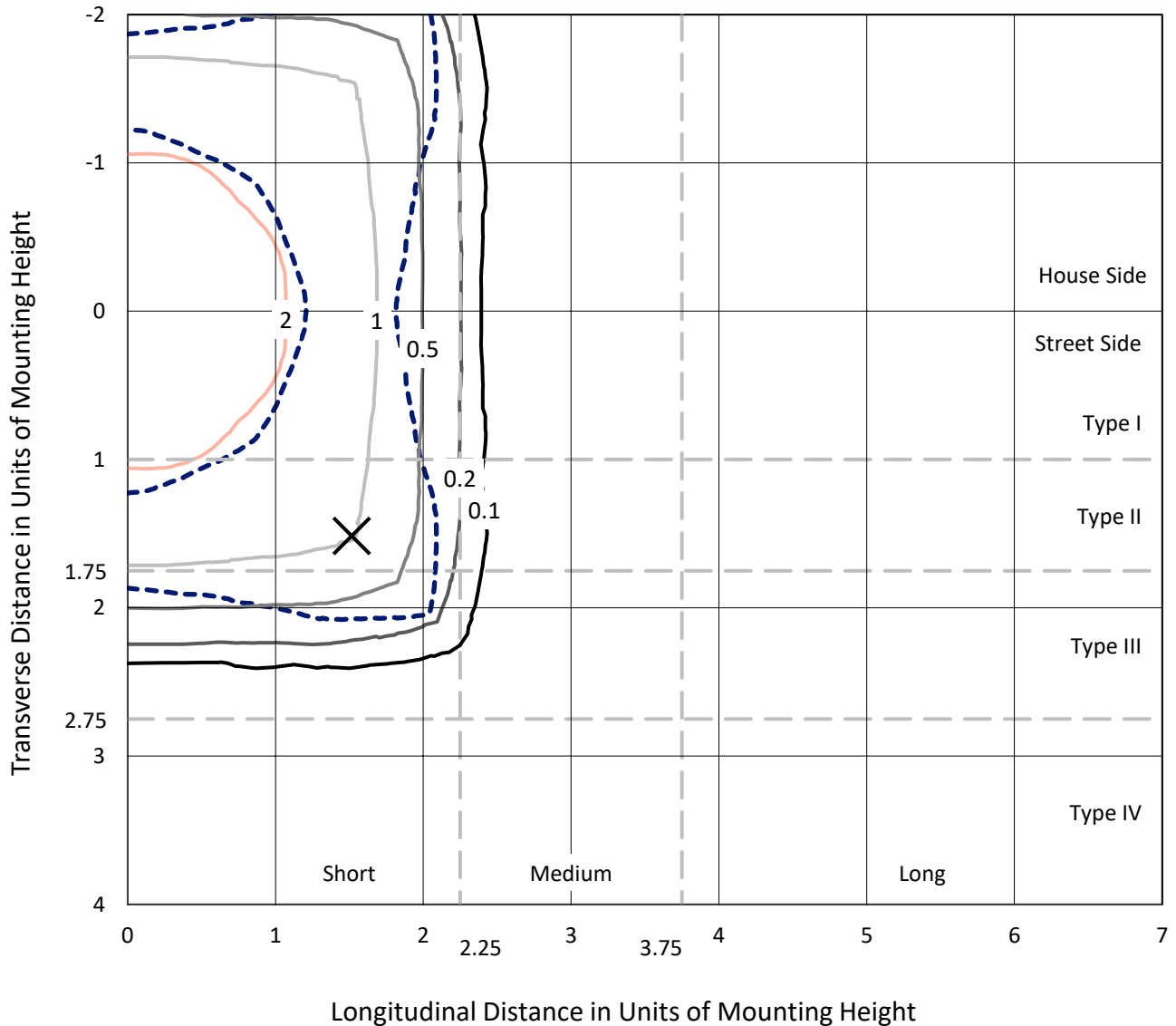
Input Watts (W): 86  
Input Voltage (V): NR  
Input Current (Ain): NR  
Voltage Rise (V): NR  
Power Factor: NR  
Total Harmonic Distortion (THDi): NR  
Frequency (hertz): 60  
Stabilization Time: NR  
Operation Time: NR  
Ambient Temperature (°C): NR  
Test Distance: 28.75 FT



REPORT NUMBER: P386547  
 CATALOG NUMBER: GAW-SA2B-727-U-5NQ

### Iso-Footcandle Lines of Horizontal Illumination

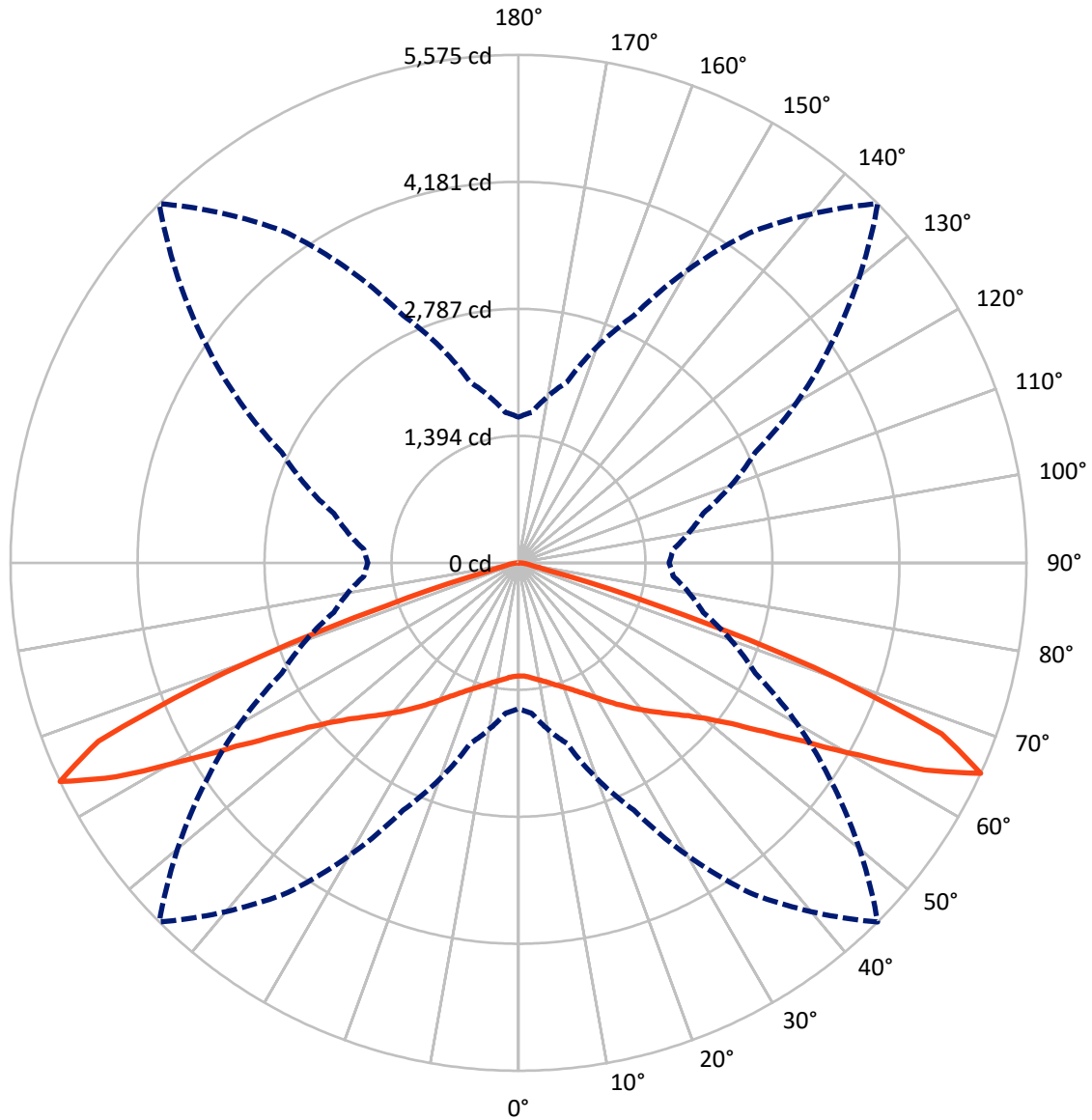
× Max cd  
 - - - 1/2 Max cd



Based on 20 foot mounting height. Maximum calculated value = 3.1 fc  
 Type V - Short - N/A

REPORT NUMBER: P386547  
CATALOG NUMBER: GAW-SA2B-727-U-5NQ

### Luminous Intensity Polar Plot



— Vertical Plane Through 45-Deg Lateral    - - - Horizontal Cone Through 65-Deg Vertical

REPORT NUMBER: P386547  
 CATALOG NUMBER: GAW-SA2B-727-U-5NQ

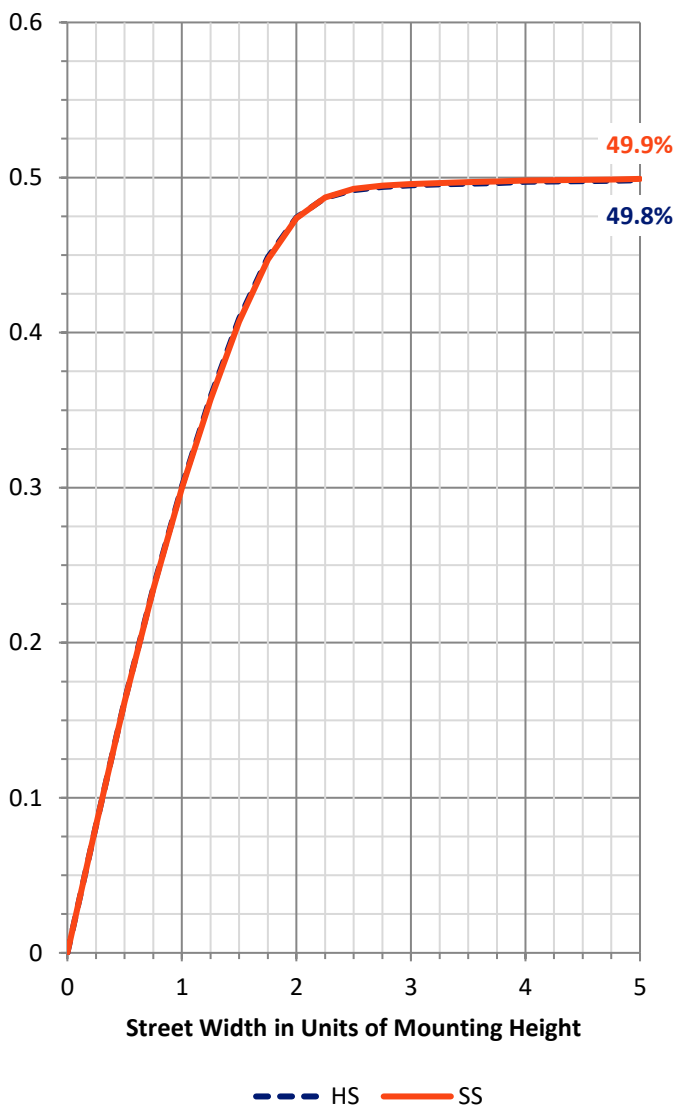
**FLUX DISTRIBUTION:**

		Downward	Upward	Total
<b>House Side</b>	Lumens	5144.0	0.0	5144.0
	% Fixture	50.0	0.0	50.0
<b>Street Side</b>	Lumens	5144.0	0.0	5144.0
	% Fixture	50.0	0.0	50.0
<b>Total</b>	Lumens	10288.0	0.0	10288.0
	% Fixture	100.0	0.0	100.0

**ZONAL LUMENS:**

Zone	Lumens	% Fixture
0°-10°	121.9	1.2
10°-20°	391.8	3.8
20°-30°	735.1	7.1
30°-40°	1215.7	11.8
40°-50°	1883.0	18.3
50°-60°	2888.0	28.1
60°-70°	2694.8	26.2
70°-80°	313.6	3.0
80°-90°	44.1	0.4
90°-100°	0.0	0.0
100°-110°	0.0	0.0
110°-120°	0.0	0.0
120°-130°	0.0	0.0
130°-140°	0.0	0.0
140°-150°	0.0	0.0
150°-160°	0.0	0.0
160°-170°	0.0	0.0
170°-180°	0.0	0.0
0°-90°	10288.0	100.0
0°-180°	10288.0	100.0

**Coefficient of Utilization**



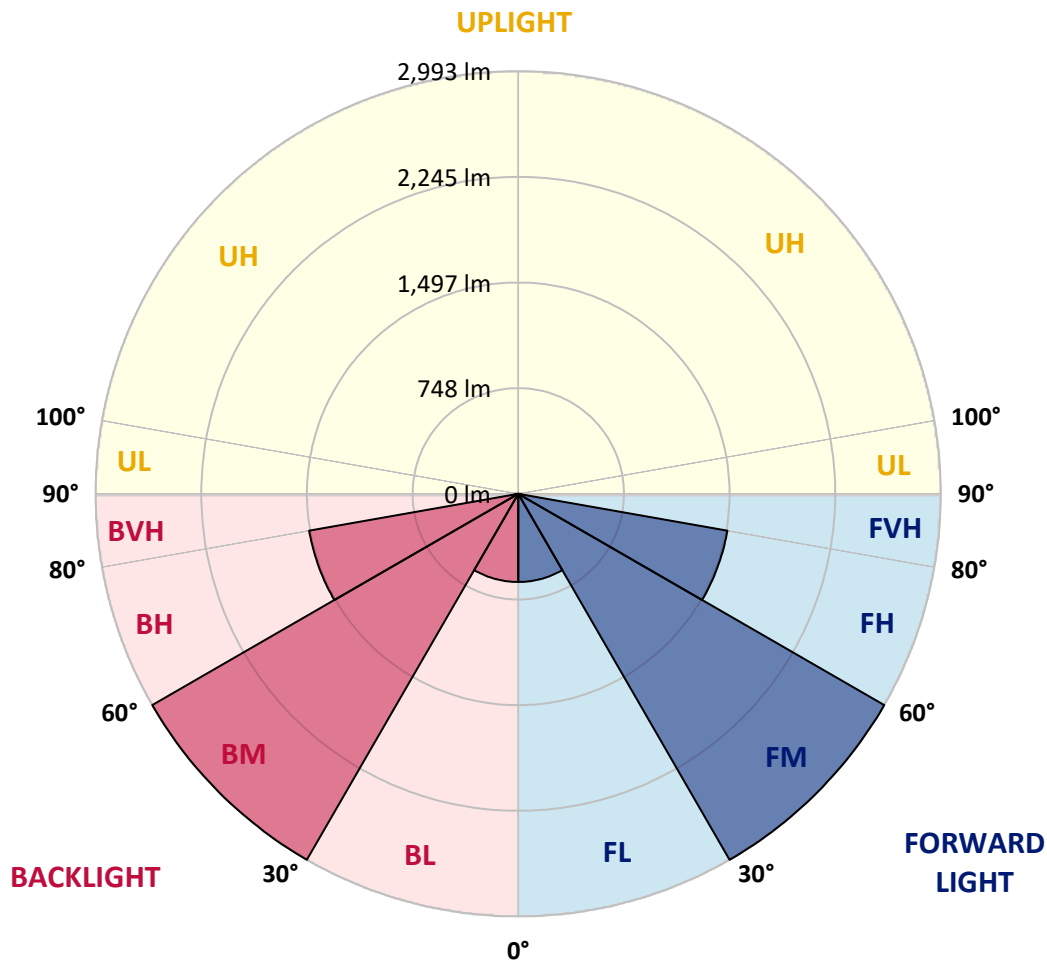
REPORT NUMBER: P386547  
 CATALOG NUMBER: GAW-SA2B-727-U-5NQ

**LUMINAIRE CLASSIFICATION SYSTEM LUMEN TABLE AND BUG RATING:**

Zone	Lumens	% Fixture	Zone Rating/Lumen Limit		
			B	U	G
FL (0°-30°)	624.4	6.1			
FM (30°-60°)	2993.3	29.1			
FH (60°-80°)	1504.2	14.6			G1/1800
FVH (80°-90°)	22.0	0.2			G1/100
BL (0°-30°)	624.4	6.1	B2/1000		
BM (30°-60°)	2993.3	29.1	B3/5000		
BH (60°-80°)	1504.2	14.6	B3/2500		G1/1800
BVH (80°-90°)	22.0	0.2			G1/100
UL (90°-100°)	0.0	0.0		U0/0	
UH (100°-180°)	0.0	0.0		U0/0	

**BUG Rating: B3-U0-G1**

Type V Short





REPORT NUMBER: P386547

CATALOG NUMBER: GAW-SA2B-727-U-5NQ

**CANDELA DISTRIBUTION (FULL):**

	0°	5°	15°	25°	35°	45°	55°	65°	75°	85°	90°
0°	1242.4	1242.4	1242.4	1242.4	1242.4	1242.4	1242.4	1242.4	1242.4	1242.4	1242.4
2.5°	1246.5	1245.8	1246.5	1246.8	1244.8	1245.8	1245.5	1247.2	1247.9	1247.2	1247.2
5°	1260.8	1259.8	1261.2	1262.9	1260.2	1260.8	1259.8	1261.9	1262.6	1261.2	1262.2
7.5°	1280.7	1281.0	1282.4	1285.4	1283.7	1285.1	1283.0	1283.4	1283.0	1281.0	1281.3
10°	1302.2	1302.5	1304.9	1309.0	1309.7	1309.7	1308.3	1307.3	1305.9	1304.6	1304.9
12.5°	1328.1	1329.8	1331.5	1336.7	1336.7	1339.4	1338.7	1336.0	1333.6	1331.5	1331.5
15°	1363.3	1363.0	1365.0	1370.1	1372.5	1377.0	1377.0	1373.2	1370.1	1368.1	1367.4
17.5°	1400.2	1401.2	1402.6	1408.7	1412.5	1417.6	1418.3	1415.2	1413.2	1410.4	1408.7
20°	1443.2	1444.9	1450.4	1452.8	1456.2	1461.0	1462.7	1462.0	1459.9	1458.6	1458.9
22.5°	1493.4	1497.9	1501.3	1504.7	1508.8	1512.2	1513.9	1516.3	1514.2	1513.2	1512.5
25°	1554.2	1557.3	1564.1	1570.3	1573.0	1574.0	1576.1	1579.5	1579.1	1576.7	1576.7
27.5°	1623.2	1629.0	1637.5	1646.4	1646.4	1643.0	1649.8	1655.6	1653.6	1650.5	1646.4
30°	1706.9	1712.3	1722.2	1734.5	1728.4	1726.0	1735.2	1745.8	1742.7	1737.6	1736.9
32.5°	1797.0	1802.1	1815.1	1828.4	1820.6	1817.2	1827.1	1842.4	1837.0	1826.7	1820.6
35°	1894.7	1899.8	1918.3	1934.3	1921.0	1915.2	1923.4	1940.1	1930.5	1911.4	1906.6
37.5°	2000.9	2003.6	2027.5	2043.9	2034.7	2019.3	2029.6	2041.9	2033.7	2010.5	2001.2
40°	2111.2	2121.1	2148.8	2167.9	2151.8	2127.6	2144.7	2161.7	2149.5	2119.7	2104.0
42.5°	2240.0	2247.5	2284.3	2301.4	2275.5	2241.3	2264.5	2287.8	2275.5	2246.8	2233.1
45°	2373.8	2385.4	2429.5	2446.6	2409.0	2365.6	2394.0	2434.6	2433.6	2392.3	2377.9
47.5°	2519.6	2531.3	2583.8	2606.4	2565.7	2507.7	2547.7	2605.0	2600.9	2555.5	2543.9
50°	2688.0	2700.3	2765.9	2794.2	2756.3	2688.7	2748.8	2799.3	2791.8	2735.8	2736.8
52.5°	2899.4	2898.7	2980.3	3029.5	2990.6	2930.8	2986.1	3035.3	3004.2	2926.7	2924.3
55°	3084.5	3095.8	3196.9	3290.1	3287.7	3264.8	3287.0	3289.1	3200.3	3097.1	3084.5
57.5°	3206.1	3227.6	3370.0	3538.7	3665.1	3695.5	3652.4	3522.0	3314.0	3149.0	3128.9
60°	3131.3	3164.1	3387.8	3731.7	4103.9	4282.5	4039.7	3635.0	3225.5	2995.7	2968.4
62.5°	2626.5	2681.9	3009.4	3638.4	4481.6	5003.8	4320.4	3453.7	2873.8	2557.2	2510.4
65°	1599.6	1658.0	2052.8	2994.7	4420.5	5574.8	4192.4	2866.6	2097.5	1703.8	1653.2
67.5°	533.1	550.2	782.7	1655.3	3474.2	5008.9	3480.0	1716.1	912.9	605.2	587.4
70°	208.7	210.4	248.3	479.8	1640.6	3440.4	1810.3	488.4	259.5	205.2	209.7
72.5°	153.3	154.0	164.6	200.5	427.6	1515.6	442.9	201.5	160.2	143.8	143.8
75°	123.3	123.3	130.8	146.2	191.6	347.7	194.3	144.5	125.3	114.7	113.4
77.5°	97.3	99.4	105.2	115.1	129.8	167.3	134.6	114.4	101.1	91.2	89.1
80°	72.4	74.4	84.0	88.8	93.2	116.1	99.4	89.5	79.9	68.3	66.3
82.5°	47.5	49.5	61.5	64.2	63.2	75.8	66.9	65.9	58.7	44.1	42.0
85°	31.1	31.8	41.0	42.7	39.3	34.5	42.7	45.1	41.0	28.7	27.7
87.5°	14.7	14.7	20.8	19.5	17.8	14.3	19.5	22.9	23.2	14.0	13.7
90°	0.0	0.0	0.0	0.0	0.0	0.0	0.0	0.0	0.0	0.0	0.0

(END OF REPORT)